




APPLICATION




RESIDENTIAL ROOFTOP
INSTALLATION



COMMERCIAL AND
INDUSTRIAL
INSTALLATION



ROOF-PARALLEL AND
FLAT-ROOF
INSTALLATION



GROUND MOUNTED
INSTALLATION

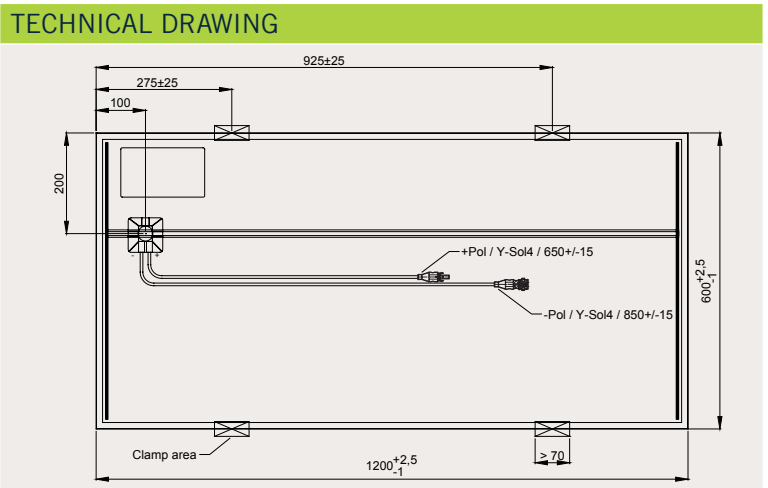
THE ALLROUNDER

- 1200 x 600 mm module area
- Excellent performance at low irradiance
- Low temperature coefficients
- High performance ratio
- Positive sorting +2.5Wp / -0Wp
- Mounting options for every inclination - from roof top to ground mounted

WARRANTY

- 5-years product warranty
- 20-years performance warranty*
- Free module recycling through membership in the PV Cycle Association**

MECHANICAL SPECIFICATION	
Length x Width	1200 mm x 600 mm
Thickness	6.9 mm (21.0 including junction box)
Weight	12.0 kg
Front Cover	3.2 mm glass
Back Cover	3.2 mm glass
Cell Type	Cadmium telluride / Cadmium sulfide [CdTe/CdS]
Frame	None
Junction Box	Protection Class IP65
By-Pass Diode	None
Cable Length	650 mm (+Cable), 850 mm (-Cable)
Cable Type	Solar cable 1.5mm ²
Connector	Y-Sol4



ELECTRICAL CHARACTERISTICS

PERFORMANCE AT STANDARD TEST CONDITIONS (STC: 1000W/m², 25°C, AM 1.5 SPECTRUM)¹

POWER CLASS	CX		60	62	65	67	70
Nominal Power (±5%)	P _{MPP}	[W]	60.0	62.5	65.0	67.5	70.0
Current at max. Power	I _{MPP}	[A]	0.99	1.01	1.04	1.06	1.07
Voltage at max. Power	V _{MPP}	[V]	62.2	63.0	63.9	64.7	65.8
Short Circuit Current	I _{SC}	[A]	1.23	1.23	1.24	1.25	1.25
Open Circuit Voltage	V _{OC}	[V]	89.7	90.4	91.3	91.7	92.9

PERFORMANCE AT NORMAL OPERATING CELL TEMPERATURE (NOCT: 800 W/m², 45 ±2°C, AM 1.5 SPECTRUM)

POWER CLASS	CX		60	62	65	67	70
Nominal Power	P _{MPP}	[W]	45.5	47.3	49.2	50.8	52.2
Current at maximum Power	I _{MPP}	[A]	0.79	0.81	0.84	0.85	0.86
Voltage at maximum Power	V _{MPP}	[V]	57.3	58.0	58.8	59.6	60.6
Short Circuit Current	I _{SC}	[A]	0.99	0.99	1.00	1.00	1.01
Open Circuit Voltage	V _{OC}	[V]	82.6	83.3	84.1	84.5	85.6

PERFORMANCE AT LOW IRRADIANCE

The typical relative change in module efficiency at an irradiance of 200W/m² in relation to 1000W/m² (both at 25°C and AM 1.5 spectrum) on request.

TEMPERATURE COEFFICIENTS (AT 1000W/m², AM 1.5 SPECTRUM)

Temperature Coefficients of I _{SC}	α	[%/K]	+0.02
Temperature Coefficients of V _{OC}	β	[%/K]	-0.24
Temperature Coefficients of P _{MPP}	γ	[%/K]	-0.25

¹ The power classes are defined by positive sorting (+2.5W-0W) according to measured P_{MPP} under STC. I_{MPP}, V_{MPP}, I_{SC}, V_{OC} are within ±10% of the indicated values under STC. Valid indoor measurement of STC performance is obtained by pretreating the module before measurement with 1 hour light soak (at approx. 1000W/m² in open circuit) followed by cool down to 25°C.

PROPERTIES FOR SYSTEM DESIGN

Maximum System Voltage	V _{SYS}	[V]	1000 (IEC) / 600 (UL1703)
Maximum Reverse Current	I _R	[A]	2.5
Wind / Snow Load	p	[Pa]	2400
Safety Class			II
Fire Rating			C

QUALIFICATIONS AND CERTIFICATES

IEC 61646; IEC 61730 Application Class A; UL 1703 (pending); DIN EN ISO 9001:2008; DIN EN ISO 14001:2004; CE-Mark



Note: Installation instructions must be followed. See the installation and operating manual or contact the technical service for further information on approved installation and use of the product.

Specifications subject to technical changes © Calyxo GmbH EU/English; Rev. 14, February 2011

CALYXO GMBH
OT Thalheim, Sonnenallee 1a
06766 Bitterfeld-Wolfen, Germany

TEL +49 (0)3494 368 980-0
FAX +49 (0)3494 368 980-111

EMAIL calyxo@calyxo.com
WEB www.calyxo.com

